



kawasaki nikko hotel

Information on nearby parking lots

For guests arriving by car, we will direct you to a parking lot affiliated with Kawasaki Nikko Hotel.
Please be sure to bring your parking ticket.



When using your stay

- P1** AZALEA Underground parking Special rate 1,800yen
- P2** MUZA KAWASAKI parking Special rate 1,400yen
- P3** KAWASAKI LeFRONT parking Special rate 2,000yen

※Please pay at the front desk. If you are staying for consecutive nights, please contact us.



When using Restaurant & Bars

- 1 hour free for purchases over 3,000 yen
- 2 hours free for purchases over 6,000 yen (upper limit)

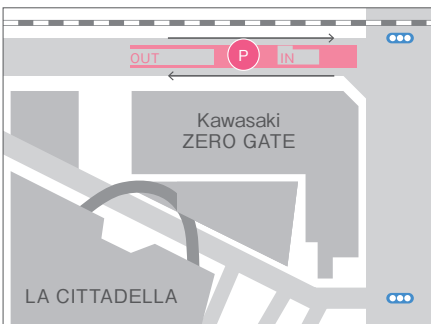
P1 P2 P3 Available for Parking

※Applies to Natura on the 10th floor and Yakanhiko and Apollon on the 7th floor. (Tenants are not eligible.)

About usage >>

◇ We are not responsible for accidents or theft in the parking lot.

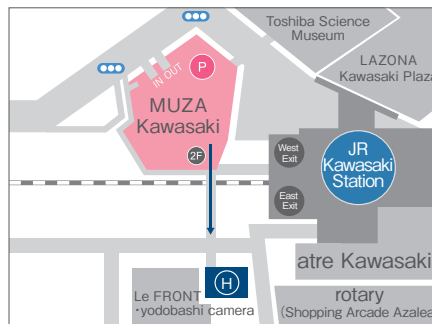
P1 Affiliated parking lot AZALEA Underground parking



Business hours : 5:00am~12:00am
(TEL:044-211-3871)
Number of cars accommodated : 362units
Vehicle restrictions : Height 2.1m, Vehicle width1.9m,
full length5.0m
Fee : 300 yen per 30 minutes

▶ From the parking lot
If you exit from the H or J passageway and exit at Azalea Underground Mall Exit 1, you will be directly connected to the 1st basement floor of the hotel.

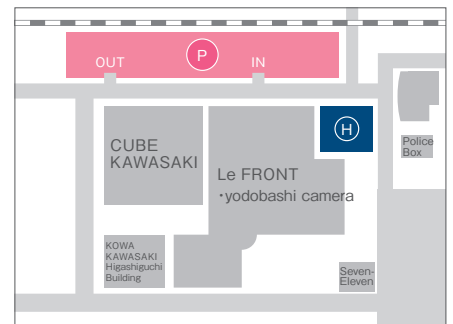
P2 Affiliated parking lot MUZA KAWASAKI parking



Business hours : 24hours(TEL:044-555-8691)
Number of cars accommodated : 343units
Vehicle restrictions : Height 2.0m, Vehicle width1.85m,
full length5.0m, weight 2300kg
Fee : 100 yen per 15 minutes
※Prices change from 12:00am to 7:00am

▶ From the parking lot
Pass through the east-west pedestrian bridge and go to the 1st floor of the hotel.

P3 Affiliated parking lot KAWASAKI LeFRONT parking



Business hours : 24hours(TEL:044-245-3967)
Number of cars accommodated : 300units
Vehicle restrictions : Height 2.1m, Vehicle width1.85m,
full length5.0m
Fee : 300 yen per 30 minutes

▶ From the parking lot
It is convenient to use the LeFRONT central elevator on the 2nd basement floor.

Inquiry



1 Nisshin-cho, Kawasaki-ku, Kawasaki-shi 210-0024
TEL. 044-244-5941